



domiflex

The best in its class, with Push-and-Ready™ connection technique

Specifications – domiflex

Total weight:	82 kg
Lying surface dimension:	90 x 200 cm
External dimension:	103 x 213 cm
Safe capacity:	190 kg
Maximum person weight:	155 kg
height adjustment:	40–81 cm
Lifter space:	23 cm
Side rail height:	37 cm with wooden slats 34 cm with ripolux neo®
Special sizes:	180–220 cm lengths, special width not possible

Motors


Water resistant to IPX4, high quality spiral cable with pull relief and anti-kink device, as well as safety in power plug

Features

Art.-Nr.

269	Wooden side rails	90 x 200 cm
269	Steel side rails	90 x 200 cm

Subject to technical modification



4-section

Electric back and leg section adjustment with automatic triple action knee break



3 beds on a pallet 80/120 cm

Your Benefit: 10 Advantages

- No further ground leakage measuring during safety-relevant controls required
- Assembly in less than 5 minutes without any tools (by only one technician)
- Saving of time thanks to an innovative Push-and-Ready™ connection technique
- No loose parts required for assembly due to pre-installed components
- Simple handling thanks to a low weight of all components
- Space-saving storage and effective transportation (three beds on one pallet)
- Completely integrated van transport system
- Easy cleaning thanks to smooth surfaces
- Increased safe capacity of 190 kg and maximum person weight of 155 kg
- Guarantee on motors extended to 5 years

Basic equipment

Push-and-Ready™ connection technique
 24V motor system
 Lifting pole with triangle grip
 Wooden slats
 Colour: Havana or Beech
 Integrated wooden or steel side rails
 Transport and storage system
 Integrated van transport system
 Full interior panelling of end panels

Extras



Motor covering
 Wooden slats with degree of tension
 ripolux neo®-lying surface system
 Steel lying surface with removable bars
 Aluminium lying surface with removable bars
 Integrated head rest for 5-section lying surface
 Foot part parallel to lying surface with 90° raised leg position
 Raised leg position (3-section lying surface)
 Mattress compensation
 Extension for bed length 220 cm
 Comfort sitting position

Accessories

Mattresses
 Mattress extension for bed length 220 cm
 Side rail attachment
 Bumpers for side rails
 Bumpers for side rail attachment
 and many others

Safety guarantees:

- Primary fuse in the power plug
- Secondary fuse/polyswitch
- Thermal release
- Disabling function
- Hand control with single faulty safety
- Special spiral mains cable
- Pull relief at power plug and anti-kink device
- Water resistance to IPX4
- Distortion-free, highly stable side rails



Push-and-Ready™
 Connection technique

